



MURCI Waters and SuDS

John Brewington
Environment Agency

MURCI Waters –

A 2 year programme delivering a range of targeted projects which tackle the causes and consequences of urban diffuse pollution.





Where do we focus?




Here.....

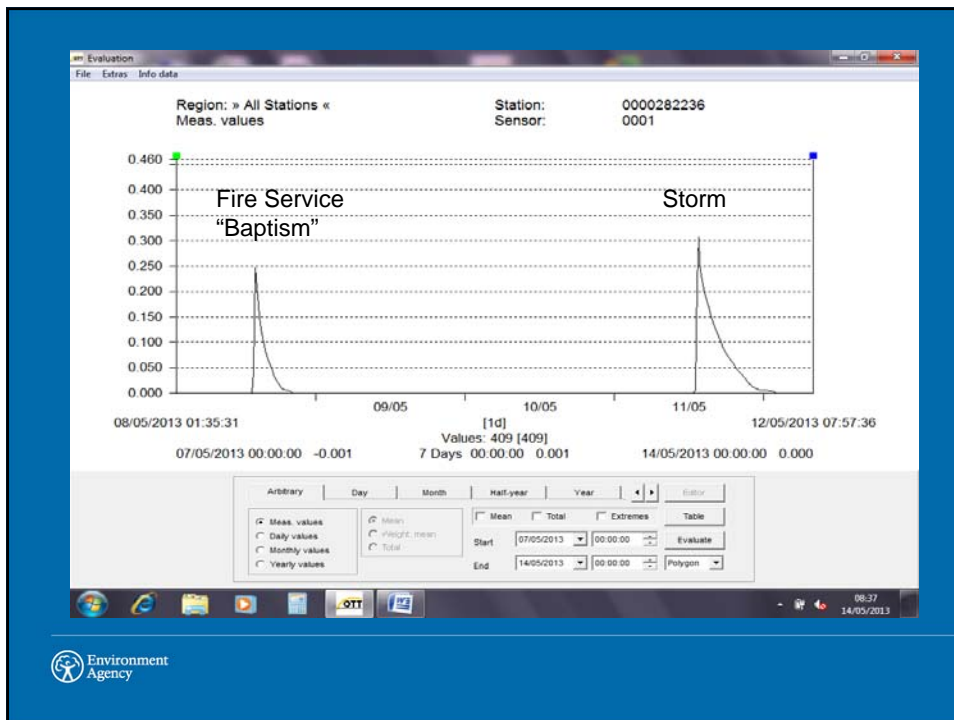



or here?

Day Brook Rain Gardens

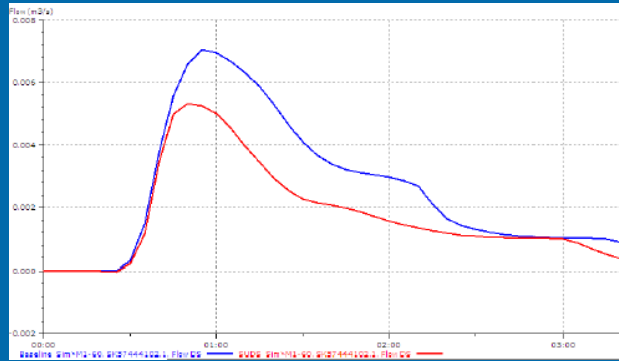






STW Modelling

- 1 in 1 Year storm - Total Flow Volume entering sewers reduced by 33%.



Water Quality



What about the community?

- Range of views expressed – “*absolutely delighted*” to “*a complete waste of money*”
- Some residents supportive from the start
- But not an effective engagement tool for most
- Does reinforce connection between street and brook
- Friends of Day Brook will secure the longer term legacy



Facts and Figures

- 21 rain gardens constructed
- Designed to capture surface water (1:30 year storm) from 5500 m² of 7100 m² road.
- Cost: £77,540

Challenges

- Tight timescales to retrofit “new” features
- Contractor buy-in and understanding
- Community engagement i.e. save our grass verges
- Safety concerns



Lincoln Street SuDS





The infographic is titled "Healthy River Code" and is set against a blue background. It features a central white panel with a grid of nine red-bordered boxes, each containing an icon and text. The icons include a washing machine, a sink, a toilet, a water tap, a drain, a bin, a dog, a garden, and a car. The text in each box provides specific instructions on how to prevent pollution. At the bottom left of the white panel is the Environment Agency logo, and at the bottom right is a green frog icon and the text "You can report river pollution by calling the Environment Agency's 24 hour incident line: 0800 80 70 40".

Healthy River Code

- Check your home for misconnections.**
Your bath, sink, shower, toilet, washing machine and dishwasher should connect to the foul sewer and not the surface water drain. Visit www.countryside.org.uk
- Don't pour paint, chemicals or oils down sinks or drains.**
Take them to your local household recycling centre. Check your council website for details.
- Don't throw litter or grass cuttings in rivers.**
It causes pollution, harms wildlife and creates blockages which can lead to flooding.
- Save water at home.**
Use every waterwise drop as far as water saving tips.
- Only rain down the drain.**
The Yellow Fish reminds us not to pollute surface water drains which connect to rivers. Look out for the Yellow Fish in your neighbourhood.
- Don't use toilets as bins.**
Place nappies, wipes and other sanitary material in the bin to avoid blockages in your home and sewers connecting into rivers.
- Put pet waste and litter in its place.**
Waste left on the street can be washed directly into your local river.
- Use garden products like slug pellets and weed killers with caution.**
Chemicals can drain into rivers and streams, harming the animals and plants that live there.
- Don't wash your car or wheelie bin on the street.**
Soap and chemicals can pollute rivers. Use a drive-in car wash or clean your car at a lay-by, grass or gravel.

 Environment Agency

 You can report river pollution by calling the Environment Agency's 24 hour incident line: 0800 80 70 40